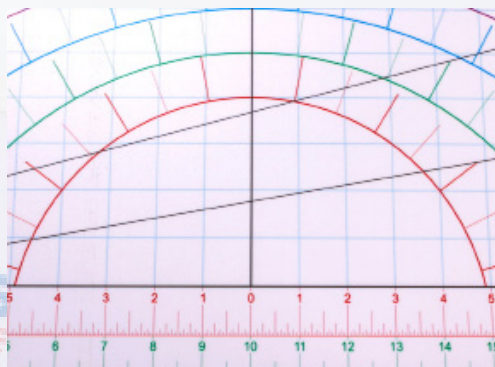


LETTERING LAYOUT GUIDE



STRAIGHT



**20"
RULERS**



**5 ARC
PLACEMENTS**



**LEFT CHEST
CIRCLE
5/8" TEXT**




**LEFT CHEST
CIRCLE
1" TEXT**




**10° OR 15°
ANGLE**

LETTERING LAYOUT GUIDE




**LAYOUT GUIDE
 & MAGIC MASK®
 STRIPS**

Layout Guide: 14" x 20"
 High Tack Magic Mask®
 strips: 3.6" x 20"



POSITION

Position the Layout Guide onto
 your work station



REPOSITION

The Layout Guide can be removed
 and repositioned from one work
 station to another



**HIGH TACK
 MAGIC MASK®
 STRIPS**

Magic Mask® strips act as a
 carrier for transferring lettering to
 your garment



MASK



PEEL



PLACE



PRESS