

# SIMBROIDERY

## ARTWORK GUIDELINES & TIPS

When planning to make art for Simbroidery, consider the capabilities of traditional embroidery. Below are a few guidelines to ensure your art has the optimal Simbroidery effect:

### Artwork Requirements:

- ▶ Simbroidery must be single images only
  - └ Orders of UltraColor™ Max must be single images only
  - └ Orders of UltraColor™ Pro, Soft, or Stretch will allow for multiple copies of the same image at the same size on a sheet and is specified in the notes of the order.
  - └ Gang sheets can be permitted for UltraColor™ Pro, Soft, or Stretch if only one image receives the simbroidery effect and is specified in the notes of the order.
- ▶ Artwork should have clean hard edges; soft edges (shadows, etc) cannot be printed as is
- ▶ Artwork should not have any gradients or fades, only solid colors
- ▶ Artwork should not contain photographs or distressing effects
- ▶ Artwork text should be a minimum of 18 pt (approx. 0.185")
- ▶ Artwork prints in full color (CMYK) and may not match original colors or PMS exactly
- ▶ Metallic or fluorescent colors are not available
- ▶ **IMPORTANT:** Artwork should not include fine details below standard minimums
  - Artwork line thicknesses should be 0.018" or thicker (smaller may not print)
  - Artwork show through thickness should be 0.03" or wider

### Artwork Format:

- ▶ Uploaded artwork must be in one of the below formats:


Vector Art	Raster Art †
<b>Preferred Format</b> .PDF	<b>Preferred Format</b> .PNG (Transparent Background) .TIF (Transparent Background)
<b>Accepted Format</b> .AI                .SVG .EPS	<b>Accepted Format</b> .PSD            .GIF .JPEG           .PNG

† Must be at least 300 DPI at desired size.


- ▶ **PLEASE NOTE:** Simbroidery works best with vector or Easy Prints® artwork, bitmap images will require additional time to be redrawn and may delay the order.

# ARTWORK GUIDELINES & TIPS

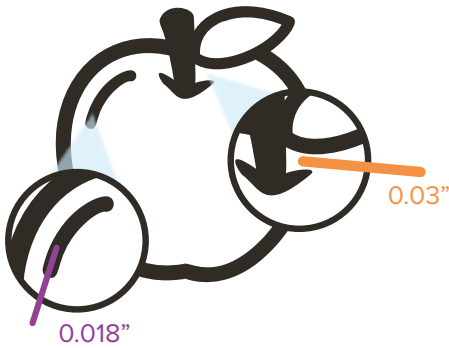
## Visual Examples:



Bitmap vs. Vector



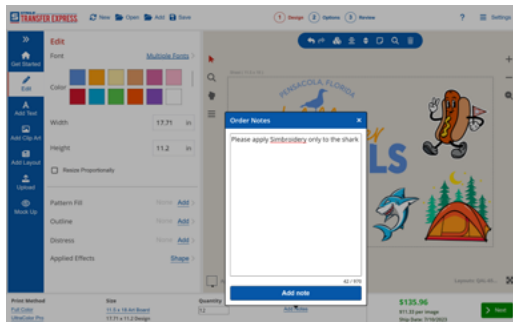
The result of Simbroidery on gradients in artwork



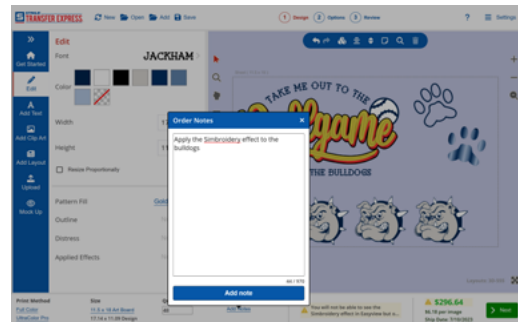
Ensure artwork meets **line thickness** and **show through** requirements



An example of the Simbroidery effect using Easy Prints® layout QRT-79



If making a gang sheet with UltraColor Pro, Soft, or Stretch specify which design will have the simbroidery effect in the **notes**



Your gang sheet can include multiple copies of the **same** clip art with simbroidery effect if they are the **same** size and in the **notes**