

TEAM DECORATOR

YOUR PLAYBOOK FOR CUSTOMIZING UNIFORMS



EVERY SEASON. EVERY SPORT.



HIGH-END EMBROIDERED LOOK 43

SOCCER

// IS A HUGE DRAW FOR THE YOUTH OF TOMORROW.

Soccer is on the rise amongst the youth in Canada. Whether it's recreation league, club or highschool teams an estimated 767,000 children from the ages of 3-17 play organized soccer. Ofcourse classic pickup games are not included in these figures.

Whether you're a beginner to decorating or a seasoned pro, it's important to check with local league administrators for information on decorating regulations.



CORNER KICK. HEADER. GOOOOOAAAALLLLLLL!

| NUMBER | SIZE | |
|--------|--------|---------|
| | YOUTH | ADULT |
| | NAME | 2" 2.5" |
| | FRONT | 3" 4" |
| | BACK | 8" 8" |
| | SHORTS | 3" 4" |

Adult and youth name and number sizes for soccer differ, but only slightly.

SUGGESTED MATERIALS

- Premium Plus™
- Silicone Dye-Block™

View material details beginning on page 22.

To view additional styles in a variety of different one and two-colour options, visit: stahls.ca/pre-cut

Product style and colour offerings subject to change. Check stahls.ca for the most current options.

| TEAM US | ADRENALINE | FURY | FAHRENHEIT | FUTURE |
|----------------------------------|--------------|--------|------------|------------------|
| 35 | 35 | 35 | 35 | 35 |
| TOP 10 RECOMMENDED NUMBER STYLES | | | | |
| VARSITY LITE | TEAM US LITE | PRIMUS | WORLD CUP | WORLD CUP SHADOW |
| 47 | 35 | 35 | 35 | 35 |

● Pre-Cut Numbers ● Pre-Spaced Numbers

SABATINI SAYS | STEP-BY-STEP COACHING

“Watch videos that offer tips and step-by-step application instructions for heat printing names, numbers, and logos on a number of different sports jerseys by visiting tinyurl.com/stahls-resources.”

FOOTBALL

// THE CANADIAN FOOTBALL LEAGUE (CFL)
WAS FORMED IN 1958

...with 5,470 games played, - 16 exhibition, 723 Pre-Season, 4,394 Regular Season, 275 Playoff, 62 Grey Cups!

Jersey numbers in football correspond with a player's position on the team. Your local sports league administrators will have information on these and other decorating regulations.

HAIL MARY. IT'S UP. TOUCHDOWN!

| NUMBER | SIZE | |
|--------|-----------|---------|
| | YOUTH | ADULT |
| | NAME | 2" 2.5" |
| | FRONT | 8" 10" |
| | BACK | 10" 10" |
| | SHOULDERS | 3" 4" |

Common sizes to consider when decorating youth and adult football jerseys.

SUGGESTED MATERIALS

- Thermo-FILM®
- Thermo-GRIP®
- Poly-TWILL™

View material details beginning on page 22.

SABATINI SAYS | TOUGH ENOUGH

"For contact sports, especially football, choose a heat transfer material that is durable and abrasion resistant. Stahls' Thermo-FILM® is the #1 choice for full-contact sports for this very reason; engineered to outlast the jersey itself."



To view additional styles in a variety of different one and two-colour options, visit: stahls.ca/pre-cut

Product style and colour offerings subject to change. Check stahls.ca for the most current options.

| DRIVE | ARENA | GRIDIRON | OCTANE | VARSLITE |
|-----------|-----------------|----------|----------------------|----------|
| 35 | 35 | 35 | 35 | 47 |
| COLLOSSUS | TITAN STENCILED | TITAN | VARSLITE GAP OUTLINE | VARSLITE |
| 35 | 35 | 35 | 47 | 47 |

● Pre-Cut Numbers ● Pre-Spaced Numbers

BASEBALL

// IS PLAYED AT THE AMATEUR, JUNIOR, OR SEMI-PRO LEVEL IN CANADA

...and have groomed numerous players for Team Canada and MLB. In the 2018 draft, 19 Canadians were selected by teams in MLB!

It's helpful to check with your local sports league administrators regarding any decorating regulations for baseball.



BOTTOM OF THE NINTH. THE PITCH. **GRAND SLAM!**

| | | SIZE | |
|--------|-------|-------|-------|
| | | YOUTH | ADULT |
| NAME | | 2" | 3" |
| NUMBER | FRONT | 3" | 4" |
| | BACK | 6" | 8" |

Common name and number sizes for adults and youth.

SUGGESTED MATERIALS

- Thermo-FILM®
- Poly-TWILL™
- Premium Plus™
- Silicone Dye-Block™

View material details beginning on page 22.

To view additional styles in a variety of different one and two-colour options, visit: stahls.ca/pre-cut

Product style and colour offerings subject to change. Check stahls.ca for the most current options.

| PRO BLOCK | TEAM US | BIG LEAGUE | GRAND SLAM | HOME RUN |
|----------------------------------|---------|--------------|------------|--------------|
| 35 | 35 | 35 | 35 | 35 |
| TOP 10 RECOMMENDED NUMBER STYLES | | | | |
| HARDBALL | OUTLAW | SWISS SHADOW | FAHRENHEIT | VARSITY LITE |
| 35 | 35 | 35 | 35 | 47 |

● Pre-Cut Numbers ● Pre-Spaced Numbers

SABATINI SAYS | LINE IT UP

"Use Stahls' Hotronix® Laser Alignment System for precise placement of letters and numbers each and every time."

- See page 37 for details.

HOCKEY

// IN 2017/18 IIHF INDICATED 637,000 REGISTERED ICE HOCKEY PLAYERS SKATING LIKE THEIR IDOLS

Of course, there are any number of frozen pond leagues and flooded backyards not included in these figures.

Hockey has a few more locations for decorating than other sports, including letters that distinguish team captains and alternate captains. If you're not sure, check with local sports league administrators for their most current guidelines.

OVERTIME. DEKES. WRISTER. TOP SHELF!

| NUMBER | SIZE | |
|--------|---------------------|---------|
| | YOUTH | ADULT |
| | NAME | 2" 3" |
| | A/C | 3" 4" |
| | FRONT | 3" 4" |
| | BACK | 10" 10" |
| | SLEEVE/ SHOULDER | 3" 4" |

Common sizes for adult and youth hockey jerseys.

SUGGESTED MATERIALS

- Thermo-FILM®
- Thermo-GRIP®
- Poly-TWILL™

View material details beginning on page 22.

SABATINI SAYS | APPLY WITH CONFIDENCE

"A 'threadable' heat press can make all the difference by allowing you to decorate faster, increasing your production. Using the open space below a Hotronix® heat press platen, just thread, print, and spin the garment to decorate both the front and back in no time."



To view additional styles in a variety of different one and two-colour options, visit: stahls.ca/pre-cut

Product style and colour offerings subject to change. Check stahls.ca for the most current options.

| VARSITY | DRIVE | SABRE SPIKED | HIGH OCTANE | INTREPID |
|----------------------------------|---------|--------------|-------------|----------|
| 47 | 35 | 35 | 35 | 35 |
| TOP 10 RECOMMENDED NUMBER STYLES | | | | |
| OCTANE | PHANTOM | QUASAR | ROGUE | SATURN |
| 35 | 35 | 35 | 35 | 35 |

● Pre-Cut Numbers ● Pre-Spaced Numbers

BASKETBALL

// FOLLOWING IN CANADA HAS GROWN FROM AN AFTER THOUGHT TO A NATIONWIDE PHENOMENON.

A recent study conducted by Solutions Research Group concluded that basketball has the second highest participants in sports among youths aged 3 - 17.

Numbers are particular in basketball, and traditionally use only single and double digits between 0 and 5. You may have to consider numbers on players' shorts as well. Checking with your local sports league administrators can be helpful.

DOWN ONE. ALLEY-OOP. SLAM DUNK. **GAME!**



| NUMBER | SIZE | |
|--------|--------|---------|
| | YOUTH | ADULT |
| | NAME | 2" 2.5" |
| | FRONT | 3" 4" |
| | BACK | 6" 8" |
| | SHORTS | 3" 4" |

Common sizes for adult and youth basketball jerseys.

SUGGESTED MATERIALS

- Premium Plus™
- Silicone Dye-Block™

View material details beginning on page 22.

To view additional styles in a variety of different one and two-colour options, visit: stahls.ca/pre-cut

Product style and colour offerings subject to change. Check stahls.ca for the most current options.

| PRO BLOCK | TEAM US | PRO OUTLINE | PRO BLOCK LITE | FUSION |
|----------------------------------|---------|-------------|----------------|--------|
| 35 | 35 | 35 | 35 | 35 |
| TOP 10 RECOMMENDED NUMBER STYLES | | | | |
| FUTURE | HERO | FAHRENHEIT | PRIMUS | SATURN |
| 35 | 35 | 35 | 35 | 35 |

● Pre-Cut Numbers ● Pre-Spaced Numbers

SABATINI SAYS | PROTECT YOUR INVESTMENT

"Using cover sheets when heat printing will protect your upper heat press platen, and can give a different finish, matte or glossy, to your application depending on the type of cover sheet used."

SOFTBALL

// APPAREL MARKET EXPECTED TO GROW GLOBALLY THROUGH 2026

STAY AHEAD OF THE TREND! Decorate your softball uniforms with our most popular materials like Thermo-FILM®, Poly-TWILL™, NEW Premium Plus™, and Silicone-Block™

Check with your local division or league to verify regulations, especially if player names are to be included on the back or not.

LINE DRIVE. RUNNER GOES. SAFE AT THE PLATE!

| | | SIZE | |
|--------|-------|-------|-------|
| | | YOUTH | ADULT |
| NAME | | 2" | 2.5" |
| NUMBER | FRONT | 3" | 4" |
| | BACK | 6" | 8" |

Common name and number sizes for adults and youth.

SUGGESTED MATERIALS

- Thermo-FILM®
- Poly-TWILL™
- Premium Plus™
- Silicone Dye-Block™

View material details beginning on page 22.

SABATINI SAYS | KEYS TO ALIGNMENT

“Use our Stahls’ Lettering Layout Guide with High Tack Magic Mask® strips to assist you in lining up your Pre-Cut Letters for straight or arched names.”

- See page 37 for details.

To view additional styles in a variety of different one and two-colour options, visit: stahls.ca/pre-cut

Product style and colour offerings subject to change. Check stahls.ca for the most current options.



| TIFFANY | VARSITY | HIGHLIGHT | ATHLETIC SCRIPT | ARENA |
|----------------------------------|--------------|-----------|-----------------|------------|
| 35 | 47 | 35 | 35 | 35 |
| TOP 10 RECOMMENDED NUMBER STYLES | | | | |
| TITAN STRIPED | VARSITY LITE | FABLE | CONCRETE | GRAND SLAM |
| 35 | 47 | 35 | 35 | 35 |

● Pre-Cut Numbers ● Pre-Spaced Numbers

LACROSSE

// IS CANADA'S NATIONAL SPORT AND REMAINS AN INTEGRAL PART OF OUR NATION!

Founded in 1925, the Canadian Lacrosse Association conducts national junior and senior championship tournaments for both male and female players.

Check with local league administrators to verify name and number size regulations.

D-CUT. QUICK STICK. **GAME WINNER!**

| | | SIZE | |
|--------|--------|-------|-------|
| | | YOUTH | ADULT |
| NAME | | 2" | 2.5" |
| NUMBER | FRONT | 6" | 8" |
| | BACK | 8" | 10" |
| | SHORTS | 3" | 4" |

Common sizes for adult and youth lacrosse jerseys.

SUGGESTED MATERIALS

- Thermo-FILM®
- Thermo-GRIP®
- Poly-TWILL™

View material details beginning on page 22.

SABATINI SAYS | PREHEAT THINGS UP

“Preheating removes wrinkles and moisture from the garment, ensuring proper design application. For a smooth application surface, place your garment on the lower platen of your heat press, and apply pressure for 5-10 seconds.”

- Not recommended for sublimated garments.

To view additional styles in a variety of different one and two-colour options, visit: stahls.ca/pre-cut

Product style and colour offerings subject to change. Check stahls.ca for the most current options.



| Varsity | Varsity Pinstripe | Rampage | Adrenaline | Apex |
|----------------------------------|-------------------|---------|---------------------|---------|
| 47 | 47 | 35 | 35 | 35 |
| TOP 10 RECOMMENDED NUMBER STYLES | | | | |
| Intrepid | Octane | Phantom | Varsity Gap Outline | Warrior |
| 35 | 35 | 35 | 47 | 35 |

● Pre-Cut Numbers ● Pre-Spaced Numbers

VOLLEYBALL

// **BARRING THE COMPETITIONS ON THE HOT SANDS OF BEACHES COAST TO COAST**

Whether you're playing on the beach or inside a gym, make sure your team stands out from the competition using our pre-cut numbers!

Always check with local sports team administrators for regulations, but below you'll find some common volleyball decoration sizes for youth and adults.

BACK SET. SPIKE. **GAME!**

| NUMBER | SIZE | |
|--------|-------|-------|
| | YOUTH | ADULT |
| | NAME | |
| | 2" | 2.5" |
| FRONT | 3" | 4" |
| | BACK | 6" |
| BACK | 8" | |

Common sizes for adult and youth volleyball jerseys.

SUGGESTED MATERIALS

- Premium Plus™
- Silicone Dye-Block™

View material details beginning on page 22.

SABATINI SAYS | ALTERNATE PLATENS

“When heat applying on hard-to-decorate areas or accessories such as duffle bags and shoes, try using our Quick Change Heat Press Platens – available in different sizes.”

- See page 37 for details.

To view additional styles in a variety of different one and two-colour options, visit: stahls.ca/pre-cut

Product style and colour offerings subject to change. Check stahls.ca for the most current options.



| TEAM US | TEAM US FADE | PRO BLOCK LITE | BILLBOARD | GALACTICA |
|----------------------------------|--------------|----------------|-----------|-----------|
| 35 | 35 | 35 | 35 | 35 |
| TOP 10 RECOMMENDED NUMBER STYLES | | | | |
| ELEMENTARY | TEAM US LITE | PRIMUS | RAMPAGE | SABRE |
| 35 | 35 | 35 | 35 | 35 |

● Pre-Cut Numbers ● Pre-Spaced Numbers

PRACTICE & FAN WEAR

// **EVERY PLAYER IN EACH SPORT HAS AT LEAST ONE PRACTICE GARMENT AND A SET OF SPIRIT WEAR REPRESENTING THEIR TEAM OR SCHOOL.**

Every fan and supporter should have at least one item that shows the world who they're cheering for... *That's where you come in.*

PREPARATION + COMMITMENT = **SUCCESS**

PRACTICE GEAR generally doesn't have decorating regulations, so get creative when personalizing it. It's important to consider most practice garments' properties. Make sure to use heat transfer materials that are lightweight and stretchable. This will give players the ability to retain the full range of motion that's so important in moisture-wicking and compression wear.

FOR FANS, anything goes. Use glitters, metallic sheens, or any stand-out material or colour; just let your imagination take over. In the stands or in the streets, decorate to make sure they're noticed everywhere they go by letting the garment do the cheering.

■ SABATINI SAYS | PRINT PERFECTLY

"Try a Stahls' Print Perfect Pad or a garment pillow to prevent marks on letters and numbers. It's also great for heat printing near heavy seams, zippers, buttons, or as an insert for reversible jerseys."



MATERIALS

We have the right materials for every job, fabric, or garment. From basic cotton and performance nylon, to sublimation and beyond, we offer an advanced line of materials that are easy to heat apply on just about any item.

THERMO-FILM®

FEATURES & BENEFITS

- #1 athletic heat transfer material worldwide
- Best choice for full-contact sports uniforms
- Abrasion resistant
- Superior opacity

APPLIES TO

- 100% Cotton
- 100% Preshrunk Cotton
- 100% Polyester
- Cotton/Poly Blends

OFFERING

- Pre-Cut
- Pre-Spaced
- 15", 20" rolls (1, 5, 10, 25, 50 yards)
- Any Word. Any Way.™
- Custom Cut
- Custom CAD-CUT®

COLOURS



THERMO-GRIP®

FEATURES & BENEFITS

- Best choice for nylon mesh, nylon knits, and Dazzle®
- Durable and abrasion resistant
- Semi-gloss finish
- Superior adhesion

APPLIES TO

- 100% Cotton
- 100% Preshrunk Cotton
- 100% Polyester
- Cotton/Poly Blends
- Nylon Meshes
- 100% Nylon Knits
- Dazzle® Nylon

OFFERING

- 15", 20" rolls (1, 5, 10, 25, 50 yards)
- Pre-Cut
- Pre-Spaced
- Any Word. Any Way.™
- Custom Cut
- Custom CAD-CUT®

COLOURS



SILICONE DYE-BLOCK™

NEW PREMIUM PLUS™

FEATURES & BENEFITS

- Fully blocks dye migration on sublimated sports jerseys
- Great stretch and rebound
- Application as low as 285°F
- Matte raised finish, silicone feel


APPLIES TO

- Sublimated Polyester
- 100% Cotton
- 100% Preshrunk Cotton
- 100% Polyester
- Cotton/Poly Blends
- Uncoated Nylons

OFFERING

- 20" rolls (1, 5, 10, 25, 50 yards)
- Pre-Cut
- Pre-Spaced
- Any Word. Any Way.™ CAD-CUT®

COLOURS



FEATURES & BENEFITS

- Best choice for performance jerseys
- Low-temp application
- High stretch and rebound
- Available in high or low-tack carrier options
- New colour options

APPLIES TO

- 100% Cotton
- 100% Preshrunk Cotton
- 100% Polyester
- Cotton/Poly Blends
- Lycra®/Spandex Blends

OFFERING

- 20" rolls (1, 5, 10, 25, 50 yards)
- 15" x 20" sheet
- Pre-Cut
- Pre-Spaced
- Any Word. Any Way.™ CAD-CUT®
- Custom CAD-CUT®

COLOURS



FOR MORE COLOURS VISIT STAHL.S.CA



FEATURES & BENEFITS

- High quality, authentic look
- 100% polyester material
- Choose from more than 50 colours
- Must be sewn for permanent application

APPLIES TO

- 100% Cotton
- 100% Preshrunk Cotton
- 100% Polyester
- Cotton/Poly Blends
- Nylon

OFFERING

- Pre-Cut
- Pre-Spaced
- Any Word. Any Way.™
- Custom Cut
- Custom KISS CUT®

COLOURS

| | | | | | | |
|----------------|-------------------|------------------|--------------|---------------|---------------|------------------|
| | | | | | | |
| White | Gray | Steel Gray | Eagle Gray | Black | Neon Yellow | Bright Yellow |
| | | | | | | |
| Maize | Light Gold | Gold | Canyon Gold | Raven Gold | Old Gold | Tennessee Orange |
| | | | | | | |
| Neon Orange | Safety Orange | Orange | Texas Orange | Devil Red | Red | 49ers Burgundy |
| | | | | | | |
| Cardinal | Colorado Burgundy | Light Maroon | Maroon | Pink | Hot Pink | Greek Pink |
| | | | | | | |
| Lilac | Purple | Milwaukee Purple | Cyan | Columbia | Mid Blue | Royal |
| | | | | | | |
| Dark Royal | Deep Royal | Avalanche Blue | Navy | Midnight Navy | Thrasher Blue | Jaguar Blue |
| | | | | | | |
| Shark Teal | Jade | Turquoise | Lime Green | Kelly | Dark Green | Dallas Green |
| | | | | | | |
| Midnight Green | Cream | Vegas Gold | Tan | Brown | | |



FEATURES & BENEFITS

- #1 choice for T-shirts
- Thin, soft & durable
- Matte finish, wide variety of colours
- Great for fine-detailed designs or logos

APPLIES TO

- 100% Cotton
- 100% Preshrunk Cotton
- 100% Polyester
- Cotton/Poly Blends
- Lycra®/Spandex

COLOURS

| | | | | | | | | |
|--------------------|--------------------------|-----------------------|------------------|---------------------|--------------------------|---------------------|----------------------|------------------------|
| | | | | | | | | |
| Matte White | Matte Gray | Matte Charcoal | Matte Black | Matte Pastel Yellow | Matte Maize | Matte Yellow | Matte Athletic Gold | Matte Orange |
| | | | | | | | | |
| Matte Texas Orange | Matte Light Coral | Matte Coral | Matte Bright Red | Matte Red | Matte Cardinal | Matte Burgandy | Matte Maroon | Matte Light Pink |
| | | | | | | | | |
| Matte Medium Pink | Matte Pink | Matte Lilac | Matte Amethyst | Matte Purple | Matte Light Blue | Matte Columbia | Matte Cyan | Matte Royal |
| | | | | | | | | |
| Matte Navy | Matte Bahama Blue | Matte Mint Blue | Matte Teal | Matte Lime | Matte Apple Green | Matte Kelly | Matte Greenery | Matte Dark Green |
| | | | | | | | | |
| Matte Cream | Matte Brown | Neon Yellow | Neon Orange | Neon Punch | Neon Pink | Neon Raspberry | Neon Blue | Neon Green |
| | | | | | | | | |
| Metallic Silver | Metallic Black | Vegas Gold | Metallic Gold | Metallic Rose | Electric Opal | Electric Charcoal | Electric Liquid Gold | Electric Atomic Orange |
| | | | | | | | | |
| Electric Copper | Electric Firecracker Red | Electric Cotton Candy | Electric Magenta | Electric Grape Ice | Electric Jet Stream Blue | Electric Sour Apple | Electric Prism | Electric Gold Prism |



SERVICES

No matter the season, no matter the sport, Stahls' has the services to help you win.

PRE-CUT LETTERS & NUMBERS

FEATURES & BENEFITS


- Cost effective
- On-demand personalization
- Manual layout required
- Popular sport sizes, available by the pack or kit



PRE-SPACED TEXT & NUMBERS

FEATURES & BENEFITS

- Time saver
- Each colour arrives pre-aligned and ready to apply
- Available by the piece, no stocking inventory
- Upload rosters for easy ordering



SIMSTITCH®

LETTERS & NUMBERS

ANY WORD. ANY WAY.™

FEATURES & BENEFITS

- No-sew application, applies with just a heat press
- Classic Poly-TWILL® material with a simulated zigzag stitch
- Available by the piece or kit
- Manual layout required
- Get a professional look at a significant cost savings



FEATURES & BENEFITS

- Easy-to-use online designer
- Create block or script text layouts
- Split-front available
- Low minimums, no setup fees



CAD-PRINTZ®

TEXT & NUMBER EFFECTS

PLAYER PERFECT®

FEATURES & BENEFITS

- Full colour single-layer application
- Arrives pre-aligned and ready to apply
- Variety of colours or fill effects
- Low minimums, no per-colour fee, available by the piece



FEATURES & BENEFITS

- Time saver
- Arrives pre-aligned with numbers and text laid out
- One-step, worry-free application
- Upload rosters for easy ordering



CAD-PRINTZ® DIGITAL LOGOS

// **DECORATE
IN ANY COLOUR**

CAD-PRINTZ® NON-APPAREL DECALS FOR SPORTS

// **ADD-ON SALES WILL
ADD ON PROFITS**



SUPERTEK® SUBLISTOP™

With excellent stretch and rebound and low temperature heat application, CAD-COLOUR® SuperTEK® Sublistop™ is the ideal solution when decorating performance sports uniforms. Backed with a charcoal-based adhesive, this material effectively inhibits dye migration on brightly coloured or sublimated jerseys.

PERMA-TWILL®

For full colour logos with the professional look of appliqué, choose CAD-PRINTZ® Perma-TWILL®. This 100% polyester tackle twill heat transfer material features a permanent adhesive, offering a no-sew application.

BOTTLES & BATS



It's simple to turn a design into a custom banner, wall graphic, decal, window cling, and more with CAD-PRINTZ® for Non-Apparel. It's an easy promotional solution for anything from school events and sports leagues, to festivals, charities, and other occasions. Increase profits with easy add-on sales.

WINDOWS & BUMPERS



HELMETS & MORE



- FULL COLOUR DESIGNS
- NO PER-COLOUR FEES
- LOW MINIMUMS

EQUIPMENT & TOOLS FOR SUCCESS

HOTRONIX® FUSION IQ™ // YOUR MVP FOR SPORTS DECORATION

In the decorating business, it's all about customization, and that's what we had in mind when we engineered the Hotronix® Fusion IQ™. The swing or draw feature gives 100% access to every inch of the 16" x 20" lower platen, allowing for easy, precise placement and positioning of all sports number sizes.

HOW DID THE WORLD'S BEST-SELLING HEAT PRESS GET EVEN BETTER?



By Adding Wireless Technology So You Can
Manage *Your Business* From Anywhere.

FEATURES & BENEFITS

- Manual swing or draw operation
- Interchangeable platens for a variety of apparel & footwear
- Dependable
- Threadability
- Heat-free work zone



TRACK HEAT PRESS USAGE

Make sure you're getting the most out of your heat press. Track how much time your heat press is working vs. sitting idle.

DISCOVER THE PRODUCTIVITY OF EACH HEAT PRESS

Access real-time reporting and adjust your production capacity as needed.

TRACK THE PERFORMANCE OF EACH EMPLOYEE

Gain insight into when and how your employees are working, if there are any application issues, and manage permissions for accurate application without added supervision.

FOLLOW TOTAL IMPRESSIONS

The Fusion IQ™ measures every preheat and every heat application so you stay up-to-date on the number of times your heat presses were engaged.

UTILIZE PRE-SET APPLICATIONS FOR POPULAR ITEMS

Eliminate mistakes by using factory-installed presets, or create your own to accurately apply the types of transfers and films your customers are ordering.

SET UP EXCEPTIONS

See how many times an operator went outside a preset application. Avoid production missteps to maintain the quality and durability of your products.

HOTRONIX® POWER PLATEN

// **ELIMINATE SCORCHING
FOR GOOD!**

The Power Platen™ applies heat from the lower platen for a quicker bond between adhesive and fabric while applying less heat to the face of heat-sensitive garments.

THE TOOL YOU NEED TO ELIMINATE SCORCHING



FEATURES & BENEFITS

- Eliminates scorching on heat-sensitive fabrics and the need to pre-heat garments
- Promotes a quicker bond between the adhesive and fabric
- Platens are interchangeable with the Controller
- Available in 6x6, 6x20, 11x15, 16x20 and set of all 4 with one Controller

QUICK CHANGE PLATENS

With Hotronix® Quick Change Heat Press Platens, decorating has never been quicker and easier. Great for team bags, uniform sleeves, cleats, youth garments, hats, and more, we have a platen to meet all your decorating needs.



HOTRONIX® LASER ALIGNMENT SYSTEM

Take the guesswork out of uniform decoration. Four independent lasers allow you to position guides right onto your heat press platen, ensuring accurate and consistent placement every time. This system includes the Laser Alignment Wizard™, a sturdy, spiral-bound template printed with rulers and five popular layouts for garment decoration.



LETTERING LAYOUT GUIDE

The repositionable Lettering Layout Guide allows you to quickly and easily align Pre-Cut and SimStitch® letters off the press. Straight, arched, or slanted placements are labeled, as well as 5/8" and 1" circle text, and centering is a cinch with the 20-inch standard and 10-inch split rulers. Included are 5 High Tack Magic Mask® strips, allowing you to easily transfer text from the guide to the garment.



FOR ADDITIONAL SPORTS UNIFORM DECORATING TIPS & TOOLS, DOWNLOAD OUR FREE E-BOOKS:

The Ultimate Guide to Design, Size, & Placement | tinyurl.com/stahls-placementguide

The Ultimate Guide to Sports Decorating Pricing | tinyurl.com/stahls-priceguide



THERMO-TAPE™

Heat-resistant tape to keep letters, numbers, and graphics in place for heat application.

COVER SHEETS

Protects the upper platen of your heat press and leaves a matte finish on heat transfer designs, Pre-Cut Letters & Numbers, and SimStitch® no-sew twill products.

HEAT PRINTING PILLOWS

Reusable, non-stick pad that provides an even surface and prevents marks on heat printed transfers, particularly when working with V-necks, zippers, buttons, or near heavy seams.

STORAGE BOXES

Corrugated cardboard boxes that feature plastic inserts to organize and keep track of your Pre-Cut Letter & Number inventory.

STAHL'S' SPORTS NUMBER TOOL // *WHAT THEY SEE IS WHAT THEY GET*

...And what they get is a visual of their numbered jersey.

On your phone, tablet, or computer, Stahl's' new Sports Number Tool is an unbranded, online sales program to help you and your customers visualize their personalized jerseys.

The screenshot shows the 'Sports Number Tool' interface. It includes a 'Add Number' field with '85' and a 'Reset' button. Below this are three dropdown menus: 'Sport Category' (Football), 'Font Category' (All Font Categories), and 'Font Style' (Varsity). To the right are three color selection dropdowns: 'Foreground Color' (Red), 'Background Color' (White), and 'Shirt Color' (Royal). Further right are fields for 'Email Address' (jess@stahls.ca), 'Customer Contact', and 'Number Details' (Font Style: VARSITY, Foreground Color: RED, Background Color: WHITE). At the bottom right is a 'Customer Notes' field and a 'SEND DESIGN' button. A central preview area shows a blue football jersey with the number '85' in red with white outlines. Blue lines connect the interface elements to descriptive text blocks below.

NUMBER STYLE
SUGGESTIONS
FOR POPULAR
SPORTS.

CHOOSE FROM
DIFFERENT
NUMBER FONTS
AND STYLES.

NUMBER AND
GARMENT
COLOUR OPTIONS.

INCLUDE QUOTES
OR ADDITIONAL
INFORMATION FOR
CUSTOMERS.

PRINT
OR EMAIL
A PDF.

Visit **MARKETING SUPPORT** in your stahls.ca account

GET THIS LOOK

CREATE UNIQUE HOME & AWAY UNIFORM SETS BY
COMBINING PRE-CUT & PRE-SPACED NUMBERS

STAHL'S'
ANY WORD. ANY WAY.™
& **PRE-CUT NUMBERS**

CREATE A 2-COLOUR NUMBER LOOK WITH A SINGLE LAYER APPLICATION

SERVICES

- Pre-Spaced Text
- Pre-Spaced Number

STEPS

- Heat apply name
- Heat apply number



USE A PRE-CUT BACKGROUND NUMBER & CREATE A UNIQUE 2-COLOUR LOOK

SERVICES

- Pre-Spaced Text
- Pre-Spaced Number
- Pre-Cut Number background

STEPS

- Heat apply Pre-Spaced Text
- Heat apply Pre-Cut Number background
- Heat apply Pre-Spaced Number foreground



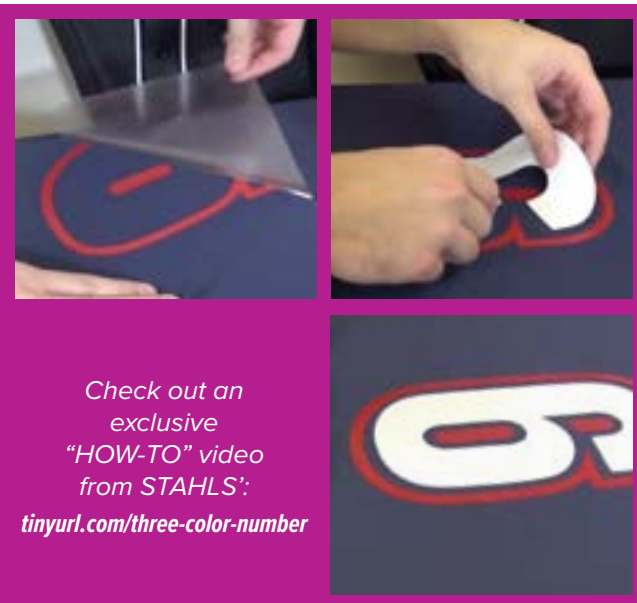
3-COLOUR NUMBERS WITH NO LAYERING

SERVICES

- Pre-Spaced Number
- Pre-Cut Number foreground

STEPS

- Remove the inside solid digit from gap outline number and tack outline for 2 seconds
- Replace with an alternate colour in a pre-existing Pre-Cut foreground
- Heat apply for full material application settings



Check out an
exclusive
"HOW-TO" video
from STAHL'S':
tinyurl.com/three-color-number



SERVICES

- Any Word. Any Way.™ Style - Athletic Script
- Pre-Cut Number Style - Athletic Script
- Pro Cap Script Embroidered Letters

STEPS

- Heat apply Any Word. Any Way.™ text
- Heat apply Pre-Cut Number
- Heat apply Pro Cap with Hotronix® Cap Press



SILICONE DYE-BLOCK™ SPLIT DESIGN

EQUIPMENT

- Vinyl Cutter
- Heat Press

MATERIALS

- CAD-CUT® Silicone Dye-Block™
- White and Sky Blue

STEPS

- Temperature: 290°F
- Pressure: Medium

- 1 Cut CAD-CUT® Silicone Dye-Block™ designs on a vinyl cutter.
- 2 Weed the designs using the EZ Weeder®.
- 3 Trim and prepare design for one-step application.
- 4 Load garment on 11" x 15" platen in landscape mode.
- 5 Preheat garment to remove moisture and wrinkles.
- 6 Place design, press for 10-15 seconds using a cover sheet.
- 7 Peel cold.



tinyurl.com/stahls-gtlsilicone

HIGH-END EMBROIDERED LOOK

EQUIPMENT

- Heat Press

SERVICES

- Any Word. Any Way.™ SimStitch®
- Pre-Cut SimStitch® Numbers

STEPS

- Temperature: 350°F
- Pressure: Medium

- 1 Load garment on 16" x 20" platen with a Heat Printing Pillow.
- 2 Preheat garment to remove moisture and wrinkles.
- 3 Place Any Word. Any Way.™ SimStitch® background design. Press for 20 seconds with a cover sheet.
- 4 Peel hot.
- 5 Place Any Word. Any Way.™ SimStitch® foreground design. Press for 20 seconds with a cover sheet.
- 6 Peel hot.
- 7 Remove 16" x 20" platen, replacing it with the 6" x 20" Sleeve & Leg Platen.
- 8 Load sleeve with a Heat Printing Pillow.
- 9 Preheat garment to remove moisture and wrinkles.
- 10 Align Pre-Cut SimStitch® Numbers; use Thermo-Tape™ to hold numbers in place. Press for 20 seconds with a cover sheet.
- 11 Remove Thermo-Tape™.
- 12 Repeat process for second sleeve.



tinyurl.com/stahls-gtlembroidered

